




HARRIS COUNTY FELONY PRETRIAL DETENTION REPORT

BROUGHT TO YOU BY THE TEXAS CENTER FOR JUSTICE & EQUITY AND THE TEXAS ORGANIZING PROJECT

ON AN AVERAGE NIGHT LAST WEEK **6,146** PEOPLE WERE LOCKED IN A CAGE AT THE HARRIS COUNTY JAIL BECAUSE THEY COULDN'T AFFORD MONEY BAIL, EVEN THOUGH IT IS ILLEGAL TO JAIL PEOPLE SOLELY BECAUSE THEY ARE POOR. THIS REPORT USES JAIL POPULATION DATA PROVIDED BY HARRIS COUNTY TO COMPARE THE PRETRIAL DETENTION NUMBERS OF HARRIS COUNTY'S FELONY JUDGES.

DISTRICT COURTS BY HIGHEST PRETRIAL DETENTION POPULATION OCTOBER 23, 2022 - OCTOBER 29, 2022

#1: JUDGE RAMONA FRANKLIN	#2: JUDGE HAZEL B. JONES	#3: JUDGE LORI CHAMBERS GRAY
 <p>451 PEOPLE DETAINED PER NIGHT BASED ON INABILITY TO PAY</p> <p>338TH DISTRICT COURT</p>	 <p>382 PEOPLE DETAINED PER NIGHT BASED ON INABILITY TO PAY</p> <p>174TH DISTRICT COURT</p>	 <p>358 PEOPLE DETAINED PER NIGHT BASED ON INABILITY TO PAY</p> <p>262ND DISTRICT COURT</p>

RANK	COURT	JUDGE	DAILY AVERAGE NUMBER OF PEOPLE DETAINED PRETRIAL
4.	178TH	KELLI JOHNSON	337
5.	176TH	NIKITA HARMON	324
6.	208TH	GREG GLASS	298
7.	183RD	CHUCK SILVERMAN	296
8.	263RD	AMY MARTIN	268
9.	248TH	HILARY UNGER	264
10.	177TH	ROBERT JOHNSON	258
11.	184TH	ABIGAIL ANASTASIO	258
12.	185TH	JASON LUONG	253
13.	482ND	MARITZA ANTU	244
14.	179TH	ANA MARTINEZ	232
15.	180TH	DASEAN JONES	227
16.	228TH	FRANK AGUILAR	217
17.	182ND	DANILO LACAYO	212
18.	232ND	JOSH HILL	207
19.	339TH	BRIAN E. WARREN	205
20.	209TH	TE'IVA J. BELL	203
21.	337TH	COLLEEN GAIDO	202
22.	230TH	CHRIS MORTON	199
23.	351ST	NATALIA "NATA" CORNELIO	169
-	RIC	BROCK THOMAS	84

Harris County taxpayers spent over **\$3.6 MILLION** on illegal pretrial detention this week.

That's over TWICE the amount Harris County taxpayers spend every week on public health services, the public library, and pollution control **COMBINED.**